

Hugyfot

lens chart for

Canon crop cameras




















... - 450D - 500D - 550D
40D - 50D - 7D

Tokina

Lenses



Type	Lens	Port	Extension	Zoom/Focus Gear	
Macro	 AT-X AF 100mm F2.8	 Flat port FLP-6.607	 Extension EXT-6.432 (60 mm)		
Zoom	 AT-X DX 10-17mm F3.5-4.5 FishEye	 Fisheye port FEP-6.608		 GEA-6.511	 SIL-6.500
	 AT-X 11-16mm PRO DX F2.8	 Fisheye port FEP-6.608	 Extension EXT-6.275 (40 mm)	 GEA-6.511	 SIL-6.667
	 AT-X Pro DX 12-24mm F4.0	 Fisheye port FEP-6.608	 Extension EXT-6.275 (40 mm)	 GEA-6.511	 SIL-6.667

Lenses listed above are most used in UW-photography. Please contact us for information on possible port combinations for other lenses.

In addition to the port combinations listed above, other combinations might work too. All information is provided as current and at best know-how possible. Hugyfot can not be held liable for error and omissions or wrong equipment use derived from this port-chart.

Dealer information